


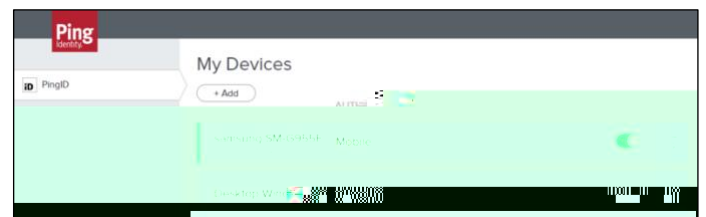
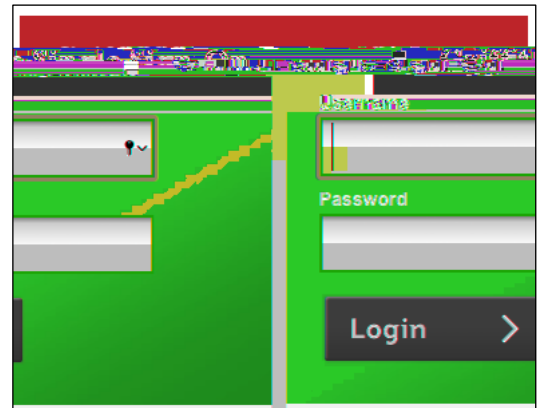
## Introduction

Multi-factor authentication is a way to ensure our accounts are highly-secured with multiple layers of security. PingID is the tool Griffith uses to enable MFA. This guide will show you how to change your primary device for PingID.

## Step 1: Change your primary device for PingID


When the authentication screen opens, on the authentication screen, click on the authentication screen.

The **My Devices** page opens, showing the devices you currently have paired with your account. The primary device is shown in green.





You will be prompted to authenticate using your existing primary device. Provide that authentication by swipe/passcode as required.



The **My Devices** page will open and the new primary device will show in green.

